



SOUTHERN ACCENTS
JUL / AUG 2006 / CHISHOLM HALL

THE URBAN ELECTRIC CO.

Windmark Beach. This new community embraces the spirit and architecture of the South. Located about 40 miles south-east of Panama City, the community is set back with a network of miles of boardwalks and bike paths separating its homes from the dunes of the St. Joseph Bay shore.

To capture the flavor of the old seaside towns on the Panhandle, Kirk took his cues for the house from Lowcountry style. The house's design is casual yet sophisticated—a quality designer Phillip Sides also emphasizes throughout.

The five-bedroom residence consists of separate components knitted together by breezeways and porches. The house is made for visitors and parties, with a guest suite and a separate carriage house composing two of the sections. And at the same time, the architectural layout allows groups small and large to socialize yet still find privacy. The design team accomplished that by giving the 4,000-square-foot house more than 3,500 square feet of outdoor spaces. "This house is as much about the outdoors as it is the indoors," Sides says.

The core of the house is one long main room. There's a kitchen at one end, a sitting area at the other, and a dining space in between—an informal nucleus that lodges the family together. The 10-foot ceiling's beamed beams and a screen of columns define the various spaces, while window treatments surrounding the walls draw them together.

In addition to the two guest suites—one upstairs and the other accessed by a breezeway—there's also a media room, a studio, and an attic playground that allow guests to retreat and enjoy their favorite pastimes. Yet despite offering all of today's amenities, the house remains incidentally simple. "I mimicked the of a farmhouse, nothing high style,"



The breakfast's high back helps separate the dining area from the kitchen. A beamed-board breakfast glass-front Acis and Crafts-style cabinets by Wood-Mode and white Viking appliances recall kitchens of the '20s. The chairs are by Wilentz Bros. and the dining table is by Wright Table. A table by Federal Concepts with a scotch eucalyptus veneer joins on the outdoor. The screen is painted a shade of Sea by Sherwin-Williams. The floors are by Anderson



WINDMARK BEACH showhouse




LIVING ROOM

“The mix of different shades of blue keeps the room harmonious but knocks down its formality.”

SOUTHERN ACCENTS
JUL / AUG 2006 / CHISHOLM HALL

THE URBAN ELECTRIC CO.



WINDMARK BEACH showhouse



dining room source

- Drapery fabric: Vervain
- Striped fabric: Fabricut
- Shade fabric: S. Harris
- Throw pillow fabric: S. Harris
- Chairs: Walters Wicker
- Table: Wright Table
- Banquette: Lewis Mittman
- Lantern: Urban Electric
- Floors: Anderson
- Doors and windows: Pella
- Plates and flatware: Match
- Stemware and decanters: Moser
- Bowls: Phillip & Co.

DINING ROOM

“The banquette was custom-built to coordinate with the shape of the oval dining table.”


THE EMBRACE OF THE TALL, CURVED BANQUETTE creates intimacy at the oval dining table, while commodious wicker chairs encourage lingering. White fabric and pale-blue leather stitched in scallops across the back of the banquette bring a subtle reminder of ocean waves to the dining room. Blue-and-white china in a mix of patterns adheres to the singular palette but allows for varying degrees of formality at the table.



See the whole room at SouthernAccents.com/windmarkb

SOUTHERN ACCENTS
JUL / AUG 2006 / CHISHOLM HALL

THE URBAN ELECTRIC Co.



WINDMARK BEACH showhouse



KITCHEN

BECAUSE THE KITCHEN IS OPEN to the dining and living areas, Sides cleverly integrated it into the design of those rooms. "I purposely avoided using any tile in order to reinforce the feeling of furniture in the kitchen," he says. And he situated the refrigerator and small appliance bays in an alcove off to the side where they're convenient but out of sight.


The farmhouse effect is evident in

“I used white appliances to harken back to farmhouse kitchens of the '30s and '40s.”

See the whole room at SouthernAccents.com/windmarkbeach.

SOUTHERN ACCENTS
JUL / AUG 2006 / CHISHOLM HALL

THE URBAN ELECTRIC CO.



WINDMARK BEACH showhouse



“There were so many porches on this house, it was important that they all feel useful.”

PORCHES

porches sources

BEACH ACCESS PORCH (above)
 Fabric: Donghia
 Sofa, club chairs, and slipper chairs: Donghia
 Floor lamp: W.P. Sullivan through Niermann Weeks
 Sconces: Urban Electric
 White pottery vase (by door): Jerry Pair
 Coffee table and console: Niermann Weeks
 Black lacquered tray: PierceMartin
 Siding: CertainTeed
 Rug, Japanese garden stool, and oak barrels: Phillip & Co.


FORMAL ENTRY PORCH (right)
 Doors and windows: Pella
 Paint: Sherwin-Williams
 Lantern: Urban Electric
 Chairs and urn: PierceMartin
 Fabric: Sunbrella
 Wicker drink table: Walters Wicker
 Bench and rug: Phillip & Co.

See all the porches at SouthernAccents.com/windmarkbeach.



SOUTHERN ACCENTS
JUL / AUG 2006 / LYFORD

THE URBAN ELECTRIC Co.



WINDMARK BEACH showhouse



basins and gleaming fixtures round out the sensory experience.

A secluded side porch was turned into an outdoor spa, with walls curtained in outdoor fabric.

guest suite sources

- Fabric: Schumacher
- Curtain fabric: Decorators Walk
- Bed: Designed by Phillip Sides for Niermann Weeks
- Roman shades: Kirsch
- Rug: Odegard
- Bedside tables and lamps: Niermann Weeks
- Wood and mother-of-pearl panels: Stephanie Odegard Collection
- Stool under wood panel: PierceMartin
- Chest (above right): Patina
- Mirror above chest: W.P. Sullivan through Niermann Weeks
- Lamps on chest: Jerry Pair
- Painted chair (above): Niermann Weeks
- Daybed: PierceMartin
- Marble table (above): Stephanie Odegard Collection
- Bronze table (above): PierceMartin

SOUTHERN ACCENTS
JULY 2006 / MELISSA

THE URBAN ELECTRIC Co.